

Product information

Top-operated centre-pivot polyurethane roof window GLU 0051



Product description

- High quality moulded polyurethane with white lacquer finish
- Top control bar for easy operation even with furniture under the window
- Integrated ventilation in top control bar and cleanable dust and insect filter
- Maintenance-free interior surface
- Maintenance-free exterior covers

Roof pitch

- Can be installed in roof pitches between 15° and 90°

Materials

- Polyurethane around a core of thermally modified timber
- Lacquered aluminium
- VELUX ThermoTechnology™ insulation

Downloads

For installation instructions, CAD drawings, 3D BIM objects, 3D GDL objects etc, please visit velux.bg.

Certifications



The VELUX product factories guarantee quality systems implementation process and environmental management systems through appropriate accreditations ISO 9001 and ISO 14001

EUTR In compliance with the EU Timber Regulation (EUTR), EU regulation 995/2010

REACH We are aware of the REACH regulation and acknowledge the obligations. No products are obliged to be registered in accordance to REACH and none of our products contain any Substances of Very High Concern.

Available sizes and daylight area

	472 mm	550 mm	660 mm	780 mm	942 mm	1140 mm	1340 mm
778 mm		GLU CK02 (0.22)					
978 mm				GLU MK04 (0.47)			
1178 mm			GLU FK06 (0.47)	GLU MK06 (0.59)			
1398 mm			GLU FK08 (0.58)	GLU MK08 (0.72)			
1600 mm				GLU MK10 (0.85)			

Lining measurements

Size	Width (mm)
CK--	495
FK--	605
MK--	725

Size	Height (mm)
--02	719
--04	919
--06	1119
--08	1339
--10	1549

() = Effective daylight area, m²

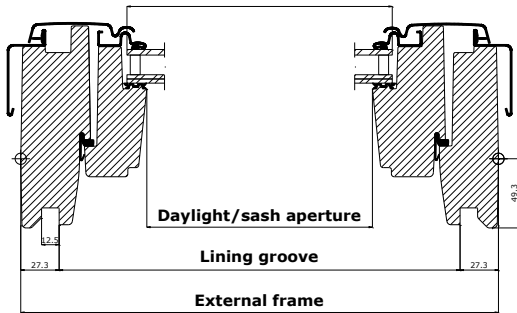
Low installation height
- Top operation recommended

Solutions with best possible view, operation and flexibility. For any roof pitch (15°-90°)

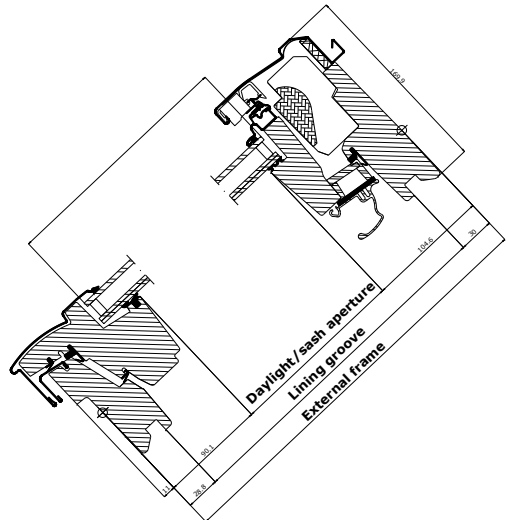
Top-operated centre-pivot roof windows make it possible to place furniture directly below the window without obstructing operation of the window.

For windows to be placed within reach, try to allow for a clear view when standing and when seated. Note that the optimum window height depends on the roof pitch.

Width



Height



Technical values	Glazing structure
------------------	-------------------

GLU 0051	--51
U_w [W/m²K]	1.3
U_g [W/m²K]	1.0
R_w [dB]	29
g []	0.46
τ_v []	0.69
τ_{uv} []	0.22
Air permeability [class]	3

GLU 0051	--51
Inner glass pane	4 mm float with low ε coating
Middle glass pane	-
Outer glass pane	4 mm toughened with low ε coating
Cavity	16 mm
Glass panes	Double
Gas filling	Argon

Thermal improvements such as lower U-value (U_w) and lower linear heat loss coefficient (φ) can be obtained with frame insulation collar and recessed installation.

Technical values, ventilation through open top control bar			
--	--	--	--

Property	Width		
	CK--	FK--	MK--
Air flow characteristics [l/s]	1.9	2.3	2.8
Air flow exponent [-]	0.53	0.53	0.53
Ventilation capacity at 4 Pa [l/s]	4.0	4.8	5.8
Ventilation capacity at 8 Pa [l/s]	5.7	6.9	8.4
Ventilation capacity at 10 Pa [l/s]	6.4	7.8	9.5
Ventilation capacity at 20 Pa [l/s]	9.3	11.3	13.7
Equivalent area, open top control bar [mm²]	2600	3100	3700
Geometrical free area [mm²]	2800	3700	4500

Glazing features

		--51
	Heat insulation Low energy glazing provides reduced heat loss through the window and enhanced indoor comfort.	●●
	Solar gain In the wintertime, the heat from the sun entering through the windows is a usable solar gain.	●●
	Solar protection In warm climates and in rooms with large window areas, a sun protective coating provides a better indoor climate during summer periods. Alternatively, exterior sunscreening can be installed.	
	Sound insulation A combination of laminated glass and optimal glass thickness provides better sound insulation. Frame/sash construction and gaskets are equally important.	●
	Security Thicker laminated inner glass pane designed to increase resistance to manual attack (burglary). Class P2A, Standard EN 356.	
	Energy balance The energy balance represents the ability of the roof window to utilise the passive solar gain and keep in the heat during winter and its ability to protect against the risk of overheating during summer. Sunscreening products can further improve indoor summer comfort.	✓
	Safety Laminated inner glass is designed to hold the fragments together if the glass breaks. We recommend that you consider using glass units with laminated glass on the inside for windows placed above areas where people sleep, play or work. Class 1B1, Standard EN 12600.	
	Outside strength Toughened outer glass pane makes your glazing more resistant to hail, heavy wind and snow loads.	✓
	Delayed fading of materials Inner laminated glass protects materials behind the glass against UV radiation and therefore delays fading of the materials.	

● Good ●● Better ●●● Best ✓ Feature included in glazing variant

Visible features



1 Lock casing

- electro-galvanised steel
- colour: "silver"



2 Data plate

- window type, size and variant code
- CE marking
- production code
- QR code



3 Click-on covers

- lacquered aluminium



4 Top control bar with integrated ventilation

- anodised aluminium



5 Excellent insulation

- thermally modified timber



6 Dust and insect filter

- cleanable




7 Barrel bolt

- plastic, colour: white
- steel, colour: "silver"
- icon showing ventilation/cleaning position



8 Barrel bolt bushings

- plastic
- colour: white



9 Hinges with friction

- electro-galvanised steel
- colour: "silver"

Cleaning and maintenance



To clean the outer pane from the inside, rotate sash and secure in cleaning position with barrel bolt.



VELUX repair and maintenance kits are available.

Exterior covers

Material	NCS standard colour	RAL nearest standard colour
Lacquered aluminium (-0--) grey	S 7500-N	7043

Interior finish


White lacquer	Lacquer, white, NCS standard colour: S 0500-N, nearest RAL standard colour: 9003.
---------------	---

Blinds, awnings and shutters



Interior suncreening

- Blackout blind ●●●
- Roller blind ●●●●
- Pleated blind ●●
- Flying pleated blind ●
- Double pleated energy blind ●●
- Venetian blind ●●
- Duo blackout blind ●



Exterior suncreening

- Awning blind ●●●
- Roller shutter ●●●




Additional accessories

- Insect roller screen ●

- Available in manual and mains/solar powered versions
- Available in manual and mains powered versions
- Available in manual version

The mains and solar powered versions are part of the VELUX INTEGRA® product range.

Flashings and installation products



- Flashings:
- ED- for single installation
 - EB- for twin installation
 - EK- for combi installation

Available for standard and recessed installation

- Installation products:
- Installation set BDX 2000
 - Underfelt collar BFX 1000 incl transverse drainage gutter
 - Vapour barrier collar BBX 0000
 - Linings LS-
 - Kit for lining LSG 1000

Control options



VELUX INTEGRA®

- Easy upgrade to remote control with window operator KMG 100K and control system KUX 110



- Telescopic rod

Note

We reserve the right to make technical changes.

For more information on roof window GLU 0051 and other VELUX products, please visit velux.bg.